



CEZ GROUP Q1 – Q3 2007
NONAUDITED CONSOLIDATED RESULTS (IFRS)

Prague, 15th November 2007



AGENDA

- **Financial results**
Petr Vobořil, CFO
- **Trading position of CEZ Group**
Alan Svoboda, Chief Sales Officer



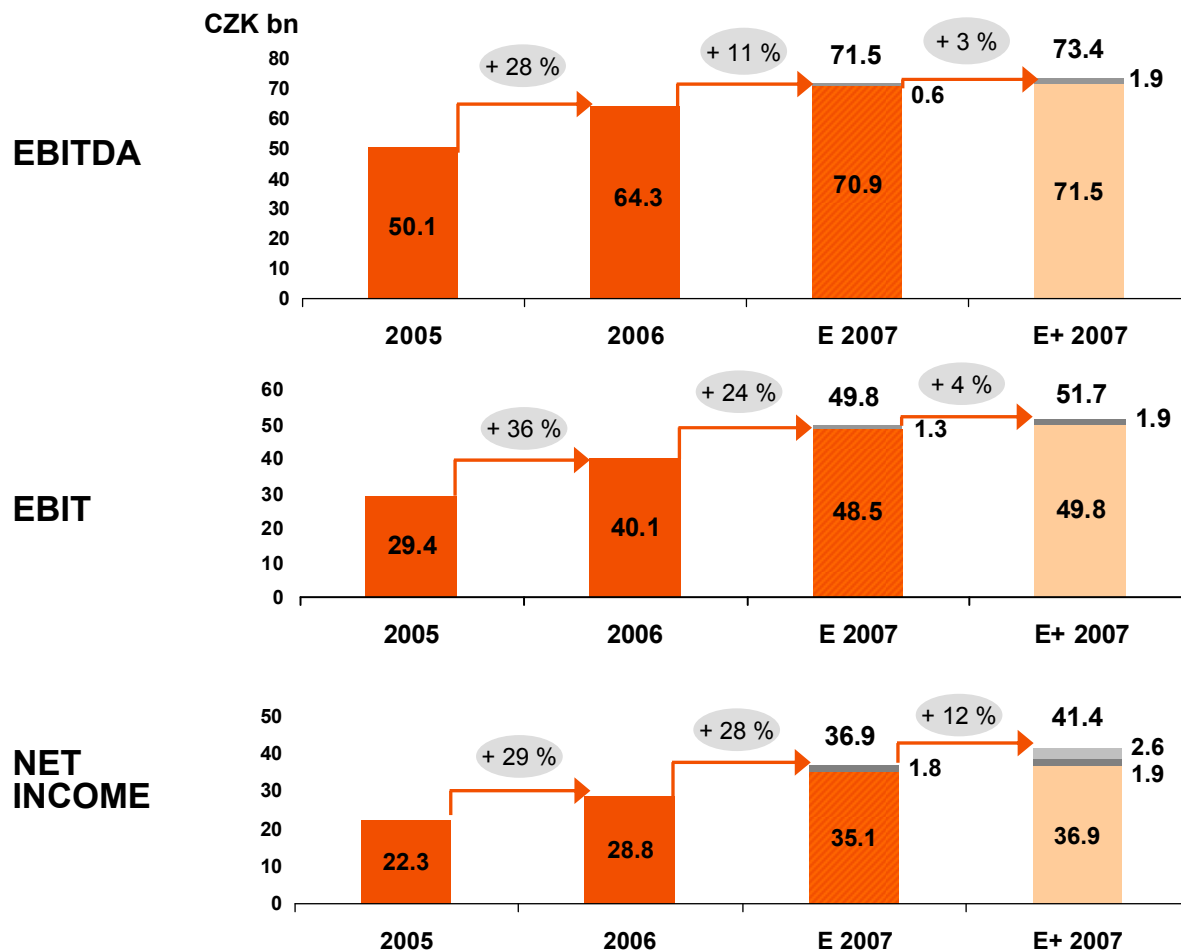
FINANCIAL HIGHLIGHTS OF Q1-Q3 2007 AND GUIDANCE FOR THE FULL YEAR 2007

- **EBITDA** increased by 14.2 % y-o-y to CZK 55.1 bn, an increase of CZK 6.8 bn
- **EBIT** increased by 30.1 % y-o-y to CZK 38.9 bn, an increase of CZK 9.0 bn
- **Net Income** increased by 34.8 % to CZK 29.7 bn (an increase of CZK 7.7 bn)
- **ROE*** increased from 15.2 % to **19.5 %**
- **Share price** at BCPP and GPW reached **CZK 1,337 on 12th Nov 2007**
- 2007 guidance: **EBITDA** of CZK 71.5 bn (y-o-y increase of 11 %), after reflecting extraordinary items CZK 73.4 bn (increase of additional 3 %). **Net income** is expected at CZK 36.9 bn (y-o-y increase of 28 %), after reflecting extraordinary items CZK 41.4 bn (increase by additional 12 %).

* Calculated using results of the last 12 months.



CEZ GROUP IS INCREASING GUIDANCE FOR THE FULL YEAR 2007



E 2007 reflects recurrent operations of CEZ Group in 2007

E+ 2007 reflects other extraordinary positive factors

Main drivers:

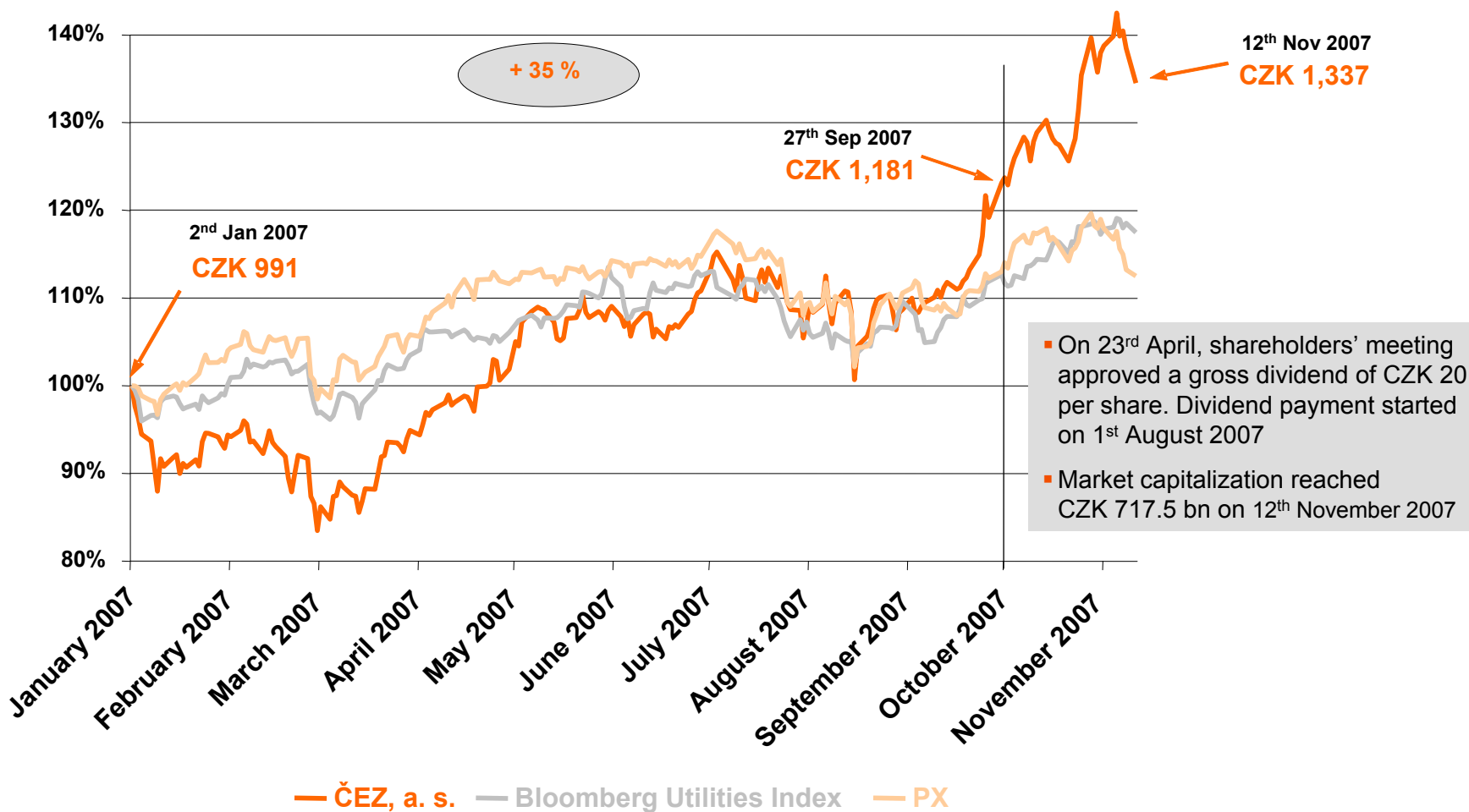
- Continuing increase in generation in power plants of CEZ, a. s.
- Optimized maintenance and other costs savings
- Increase in wholesale prices
- Expected worsening of regulatory environment abroad
- Guidance improved by CZK 0.6 bn at EBITDA level and by CZK 1.8 bn at net income level

Extraordinary factors influencing guidance:

- CZK +1.9 bn – change in estimate of unbilled electricity on EBITDA a EBIT
- CZK + 3.1 bn – impact of reduction of income tax rate on deferred tax liability
- CZK - 0.5 bn – tax impact of change of estimate of unbilled electricity



CEZ SHARES CLOSED AT CZK 1,337 ON 12TH NOVEMBER 2007





IMPORTANT EVENTS OF Q3 2007

- **CEZ & MOL** – On 30th August, CEZ, a. s. signed a memorandum of understanding in the energy sector through creation of a strategic alliance with Hungarian oil & gas company MOL.
- **„Focus on savings“** – On 17th September, a three-month campaign promoting energy savings started. Campaign representatives will visit 28 towns across the whole Czech Republic.
- **New products and prices for 2008** – On 20th September CEZ Group presented products for households for the year 2008 and it also published a price list of electricity products for households and commercial customers for next year. Product offer for end users was broadened by introduction of floating price products – Kvartál (Quarter) and Měsíc (Month)
- **Dlouhé Stráně in operations** – On 20th September hydro power plant Dlouhé Stráně again opened to public after three months. Repairs of upper reservoir cost CZK 250 m.
- **Merger of former REAS (EDCs)** – Merger of former regional distribution companies into CEZ, a. s. completed one phase of CEZ Group development on 1st October 2007.



OVERVIEW OF CHANGES IN ORGANISATIONAL STRUCTURE

Biggest change in four years

Nr.	Change
①	Establishment of International Division which will focus on management of foreign subsidiaries
②	Creation of Investments Division responsible for investment activities in construction and renewal of power plant portfolio
③	Strengthening of Administration Division: consolidation of IT and telecommunication activities, integration of procurement departments



CEZ GROUP MANAGEMENT STRUCTURE (as of 1st January 2008)





KEY PROJECTS FOR YEARS 2007 – 2012

Key projects within “OPERATIONAL EXCELLENCE” initiative

Nr.	Project	
①	Transformation of ICT	Cost effective function of internal ICT suppliers
②	Lean Company	Process improvements in CEZ Group, particularly at headquarters
③	Customer	To become the company with the best customer services in the Czech Republic by 2009
④	Best Practice in Distribution	To optimize processes to the level of the best European companies by 2012
⑤	Integration of Foreign Equity Participations	Full integration of foreign equity participations to CEZ Group
⑥	Safely 15 TERA Temelín	Increase of production to 15 TWh by 2010 (technical innovations, limiting of unplanned shutdowns, shortening of re-fuelling outages)
⑦	16 TERA Dukovany	Increase of production by 2013 (technical innovations, shortening of re-fuelling outages)

Total benefits for CEZ Group in the following five years at the amount of CZK 19 bn compared to the base year of 2006, will enable us to keep costs under control in an inflationary environment



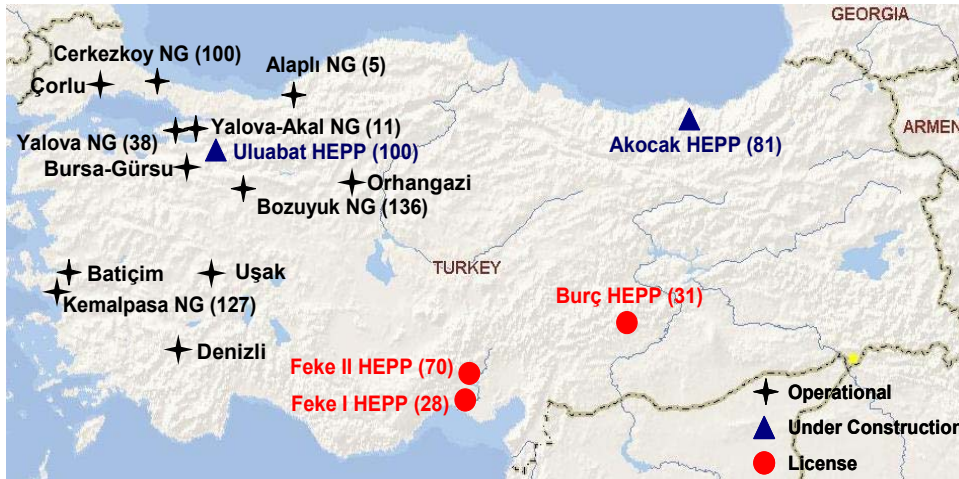
FOREIGN EXPANSION - Part I.

▪ **Turkey**

- Exclusive negotiations started on cooperation in energy sector with Akenerji Elektrik Üretim
- Turkey is with its 80m inhabitants comparable in size with the whole Central Europe
- In 2006 electricity demand reached 170 TWh (almost three times as much as in the Czech Republic)
- Dynamically growing economy, fast urbanization, currently very low per capita consumption of electricity (a quarter of EU average)
- Annual growth of electricity demand reaches 8 – 9 % while in European countries the growth is around 2 – 3 %
- By 2020 it will be necessary to build power plants with the installed capacity of 50,000 MW to match growing demand
- Demand is also driven by quickly growing population in Turkey



BASIC INFORMATION ABOUT AKENERJİ ELEKTRİK ÜRETİM



USD m	2005	2006	1H2007
Sales	300	304	156
EBITDA	-14	1	11
EBIT	-55	-40	-10
Net income	-59	-42	-1

Electricity sales (TWh)	3.2	3.2	1.4
-------------------------	-----	-----	-----

- Produces 2% of Turkey's electricity generation. It is the largest company among private generation companies with 10% market share.
- Operates 12 natural gas-fired power plants with 541 MW installed capacity located in the industrialized western part of Turkey
- Develops projects to build hydro and wind power plants, which should increase production base to 961 MW: 179 MW in hydro under construction, investments for 223.7 MW in hydro are under way, license for 16 MW in wind



FOREIGN EXPANSION - Part II.

- **Romania - Cernavodă**
 - Nuclearelectrica accepted CEZ's offer in a tender for strategic partnership to build and operate units 3 and 4 of Cernavodă nuclear power plant
 - Negotiations about investment contract are ongoing
- **Romania – Borzești, Galați**
 - CEZ qualified in tenders for strategic partner
- **Hungary, Slovakia**
 - Negotiations about strategic alliance with MOL are continuing
- **Bulgaria**
 - All three distribution companies merged into one – Elektrorazpredelenie Stolično
 - Non-binding bid submitted in a tender for strategic partnership in project to build nuclear power plant in Belene
- **Russia**
 - CEZ is considering participation in a tender for a stake in TGK-4



MOU ON STRATEGIC ALLIANCE SIGNED WITH MOL

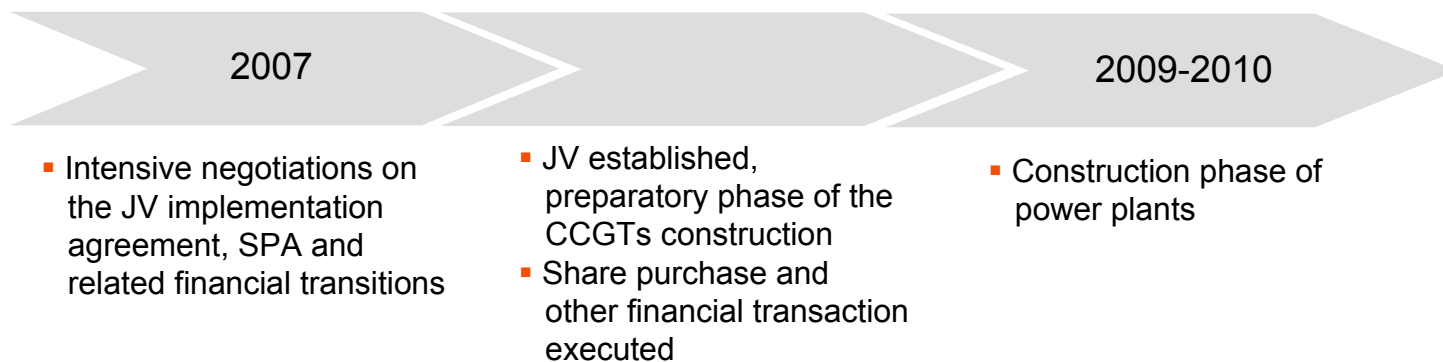
On 30th August Memorandum of Understanding signed

- Intensive negotiations on specific conditions expected to close by the year-end
- Intention to build CCGT plants at MOL's refinery sites in Hungary and Slovakia
- Discussions on purchase of **up to 10%** stake in MOL and related financial instruments

Rationale

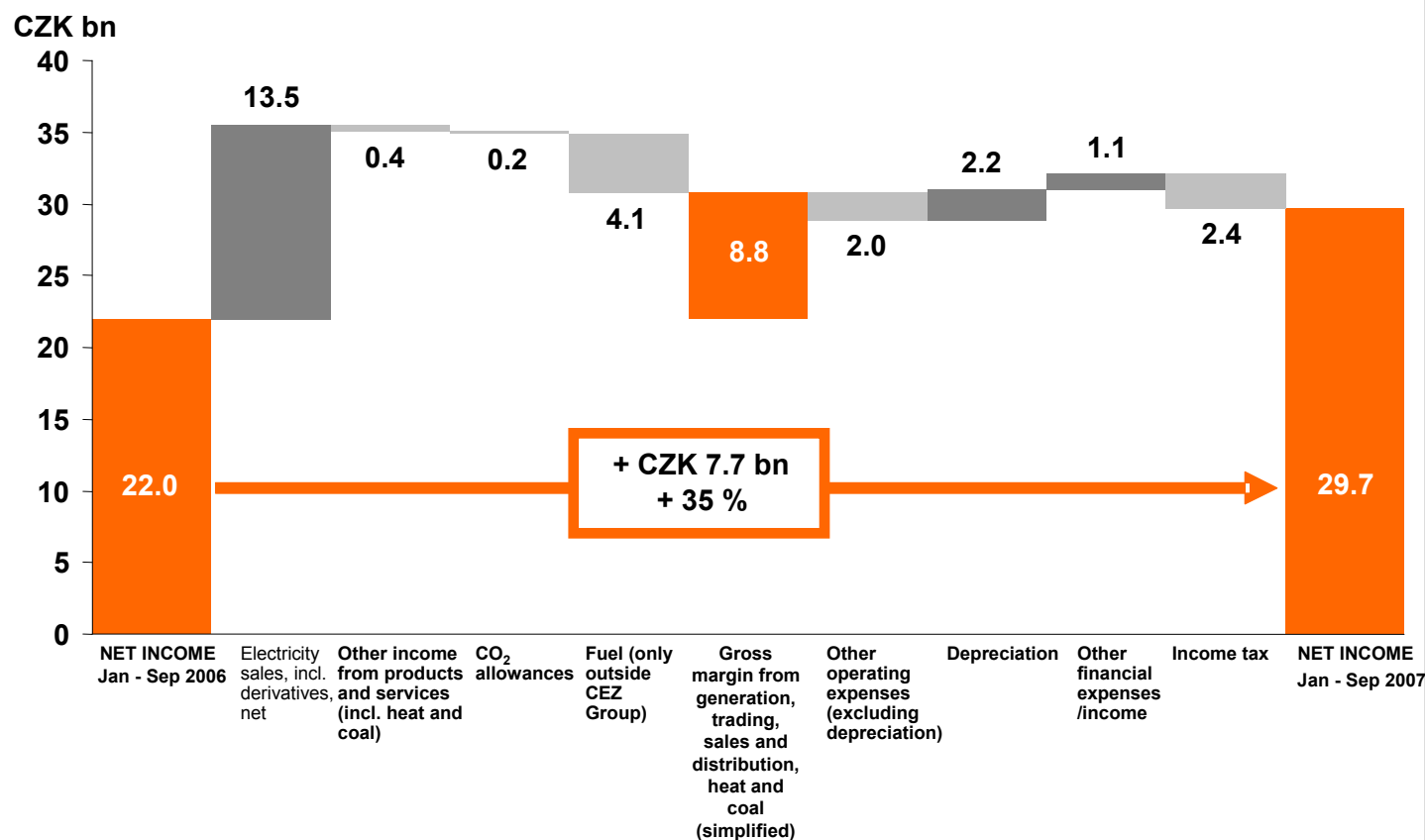
- Strengthening position on attractive CEE markets with lack of generation capacities
- Over 5% reduction of CO₂ emissions per MWh of electricity generated
- MOL is a strong local partner with experience in gas sector
- Purchase of stake in MOL considered as an upfront investment into JV, size of the stake to be linked to the size of JV projects
- Considered investment into MOL shares has to fulfill acceptable risk/return characteristics

Indicative timeline





NET INCOME INCREASED BY CZK 7.7 BN Y-O-Y, I. E. BY 35 %



KEY DRIVERS

- Increased production
- Increase in wholesale prices
- New acquisitions (Varna since 10/06, ELCHO, Skawina since 6/06)
- Optimization of portfolio of subsidiaries – divestments
- Gain from trading with EUA and JI/CDM certificates
- Negative influences in distribution and sales in the Czech Rep.



GROSS MARGIN FROM GENERATION, TRADING, SALES AND DISTRIBUTION OF ELECTRICITY INCREASED BY 13 % Y-O-Y TO CZK 78.5 BN

(CZK m)	Q1 – Q3 2006	Q1 – Q3 2007	Change 07-06	Index 07/06	2007 comparable entity *	Index 07/06 comparable entity
Operating revenues	108,479	123,496	15,017	114%	119,119	110%
Sales of electricity	101,018	114,449	13,430	113%	110,432	109%
Heat sales and other revenues	7,912	7,464	-448	94%	7,104	90%
Electricity derivatives, net	-451	1,584	2,034	x	1,584	x
Variable operating costs	-38,803	-45,022	-6,219	116%	-42,275	109%
Fuel	-8,084	-12,201	-4,117	151%	-9,406	116%
Purchased power and related services	-31,190	-33,125	-1,935	106%	-33,069	106%
Emission rights, net	471	304	-167	64%	201	43%
Gross margin (simplified)	69,677	78,474	8,798	113%	76,844	110%

Main changes

- Increase of generation by 6.4 TWh (13.4 %), of which 4.2 TWh is attributable to new acquisitions. In coal plants by 8.6 TWh (by 33.1 %), in nuclear plants decline of 1.3 TWh (by 6.5 %); increase in wholesale prices.
- Increased margin from generation in Bulgaria
- Y-o-y increase in profits from electricity derivatives by CZK 2.0 bn. Two thirds of the increase comes from settled contracts, one third from changes in fair values
- Less favorable development in distribution in the Czech Republic and abroad (mainly in Q1 2007)

*) Comparable entity excludes results of Varna (BG) for the period of Jan 07 – Sep 07 and excludes results of ELCHO (PL), Skawina (PL) for Jan 07 - May 07



CEZ GROUP MANAGES TO KEEP ITS OPERATING COSTS UNDER CONTROL

(CZK m)	Q1 – Q3 2006	Q1 – Q3 2007	Change 07-06	Index 07/06	2007 comparable entity *	Index 07/06 comparable entity
SUM of selected operating costs	-21,377	-23,337	-1,960	109%	-22,365	105%
Salaries and wages	-10,089	-10,942	-853	108%	-10,654	106%
Repairs and maintenance	-3,214	-3,124	90	97%	-3,066	95%
Materials and supplies	-3,513	-4,452	-939	127%	-4,352	124%
Others	-4,561	-4,819	-258	106%	-4,292	94%
				115%		107%
EBITDA	48,299	55,137	6,838	114%	54,479	113%
Depreciation	-18,358	-16,198	2,160	88%	-15 673	85%

- Y-o-y increase in operating cost of a comparable entity is 5 % (excluding depreciation, CO₂ allowances, purchases of fuel and power)
- Large increase in materials and supplies costs and slower growth in other costs is caused by change in accounting policy for project costs of SKODA PRAHA – transfer from Others to Materials and Supplies (CZK 790 m).
- Marginal increase in Materials and Supplies costs in ČEZ Distribuce (CEZ distribution) and ČEZ Distribuční služby (CEZ distribution services) due to elimination of damages caused by January wind storm.

*) Comparable entity excludes results of Varna (BG) for the period of Jan 07 – Sep 07 and excludes results of ELCHO (PL), Skawina (PL) for Jan 07 - May 07



OTHER EXPENSES AND INCOME INCREASED BY CZK 1.1 BN Y-O-Y

(CZK m)	Q1 – Q3 2006	Q1 – Q3 2007	Change 07-06	Index 07/06	2007 comparable entity*	Index 07/06 comparable entity
Other expenses/income	-1,506	-395	1,111	26%	-193	13%
Interest on debt, net of capitalized interest	-1,511	-1,774	-262	117%	-1,473	97%
Interest on nuclear and other provisions	-1,416	-1,442	-27	102%	-1,442	102%
Interest income	511	1,045	534	205%	953	186%
FX gains/losses and derivatives	-274	-38	236	14%	-39	14%
CO ₂ allowances derivatives	1,138	729	-408	64%	729	64%
Gain/loss on sale of subsidiaries/associates	-225	129	355	x	129	x
Income from associates	74	30	-44	41%	30	41%
Others	197	924	727	469%	919	467%
Income before income taxes	28,435	38,544	10,110	136%	38,613	136%
Income taxes	-6,416	-8,860	-2,444	138%	-8,796	137%
Net income	22,019	29,684	7,665	135%	29,469	134%

- Increase in interest income by CZK 0.5 bn especially due to higher generation of free cash flow in Q1 – Q3 2007
- Gain from change of fair values of derivatives was lower by CZK 0.4 bn y-o-y, which primarily reflects successful sale and settlement of CO₂ allowances in 2006.
- Czech crown appreciation did not influence the result of Q1 – Q3 2007
- Increase in Others is influenced by sale of subsidiaries, whose activities are different from CEZ Group's core business

*) Comparable entity excludes results of Varna (BG) for the period of Jan 07 – Sep 07 and excludes results of ELCHO (PL), Skawina (PL) for Jan 07 - May 07



DEVELOPMENT IN Q3 2007

(CZK m)	Jul – Sep 2006	Jul – Sep 2007	Change 07-06	Index 07/06	2007 comparable entity*	Index 07/06 comparable entity*
Total operating costs	34,072	40,335	6,263	118%	38,965	114%
Variable operating costs	-12,353	-15,004	-2,651	121%	-13,926	113%
Gross margin (simplified)	21,718	25,330	3,612	117%	25,039	115%
SUM of selected operating costs	-7,749	-8,347	-598	108%	-8,205	106%
Salaries and wages	-3,508	-3,951	-444	113%	-3,906	111%
Repairs and maintenance	-1,370	-1,196	174	87%	-1,192	87%
Materials and supplies	-1,342	-1,567	-226	117%	-1,556	116%
Others	-1,530	-1,632	-103	107%	-1,551	101%
EBITDA	13,969	16,983	3,014	122%	16,834	121%
Depreciation	-7,408	-5,372	2,036	73%	-5,328	72%
Other expenses/income	169	-224	-392	x	-243	x
Income before income tax	6,730	11,388	4,658	169%	11,264	167%
Income taxes	-1,279	-2,718	-1,439	213%	-2,691	210%
Net income	5,451	8,670	3,219	159%	8,565	157%

- In Q3 2007 electricity generation increased by 2.2 TWh (by 14 %), particularly due to increased generation in Varna (1.5 TWh) and increase in generation of ČEZ, a. s. (by 0.7 TWh)
- Other expenses/income – change of CZK – 0.4 bn reflects lower gain from changes of fair values of CO₂ allowance derivatives
- Salaries and wages influenced by severance payments due to organizational changes in Generation Division and change in timing of payments of performance bonuses (in Q2 decline of 7 %)

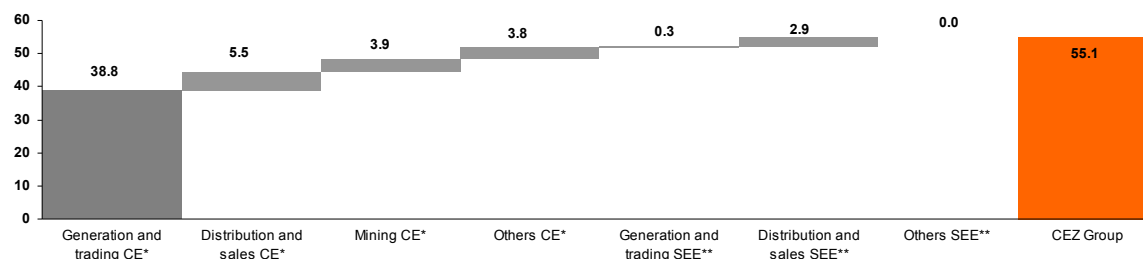
*) comparable entity exclude results of Varna (BG) for Jul - Sep 2007



SEGMENTAL CONTRIBUTIONS TO EBITDA

Contribution to EBITDA for Q1 – Q3 2007

CZK bn



Index Q1 – Q3 2007/Q1 – Q3 06

121 %

89 %

143%

96 %

N/A

82%

N/A

114%

Index Q3 2007/ Q3 2006

127 %

147 %

119 %

85 %

N/A

83 %

N/A

122 %

- Distribution and sales CE*: y-o-y decline of CZK 0.6 bn (by 11 %) is caused primarily by decline in gross margin as a result of increased generation from renewables, which distribution companies are obliged to buy (so called „green bonus“). ČEZ Distribuce (CEZ Distribution) recorded higher costs for repairs and maintenance to repair the network damages caused by January wind storm. In Q3 amount of distributed electricity increased by 0.4 TWh.
- Increase of EBITDA of Severočeské doly a.s. (segment Mining CE) by CZK 1.2 bn is caused by higher coal deliveries within CEZ Group by 15 %. Simultaneously termination of creation of reclamation reserves has also positive impact (+ CZK 188 m y-o-y).
- Distribution and sales SEE**: Romania: In Q3 margin from electricity increased by approximately 10%. Y-o-y declines in previous quarters were fully compensated. However EBITDA line is negatively influenced by creation of provisions for receivables from final customers (more than CZK 380 m). In Bulgaria the gross margin declined as a result of expected structure of tariffs and lower volume of electricity sold (warmer months in the beginning of the year, however improvement compared to previous quarter).

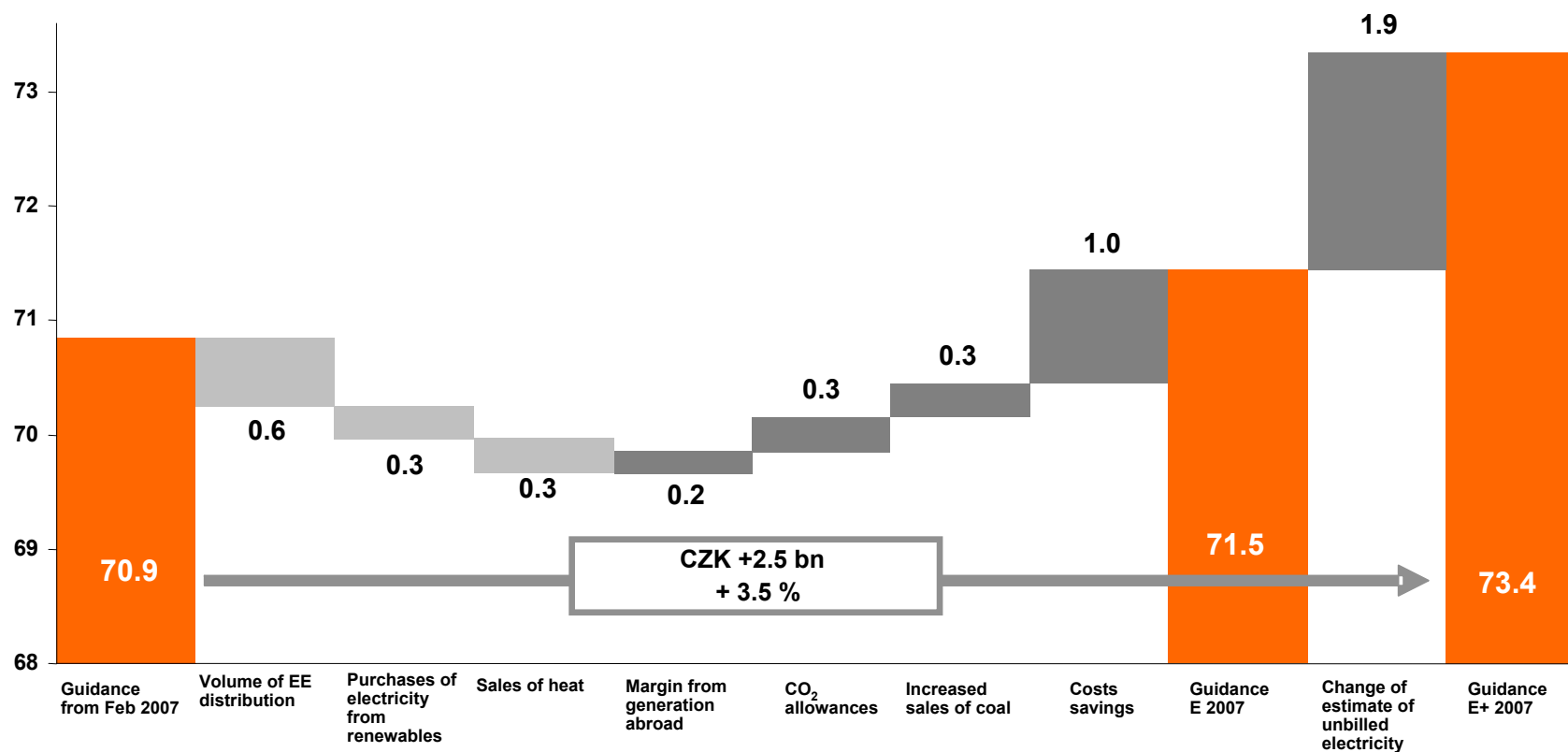
* CE = segment Central Europe (Czech Republic, Slovakia, Poland, Hungary, Netherlands, Germany)

** SEE = segment South-East Europe (Bulgaria, Romania, Kosovo, Serbia, Russia, Bosnia and Herzegovina, Ukraine)



CEZ GROUP INCREASES EXPECTED EBITDA FOR THE FULL YEAR TO CZK 73.4 BN

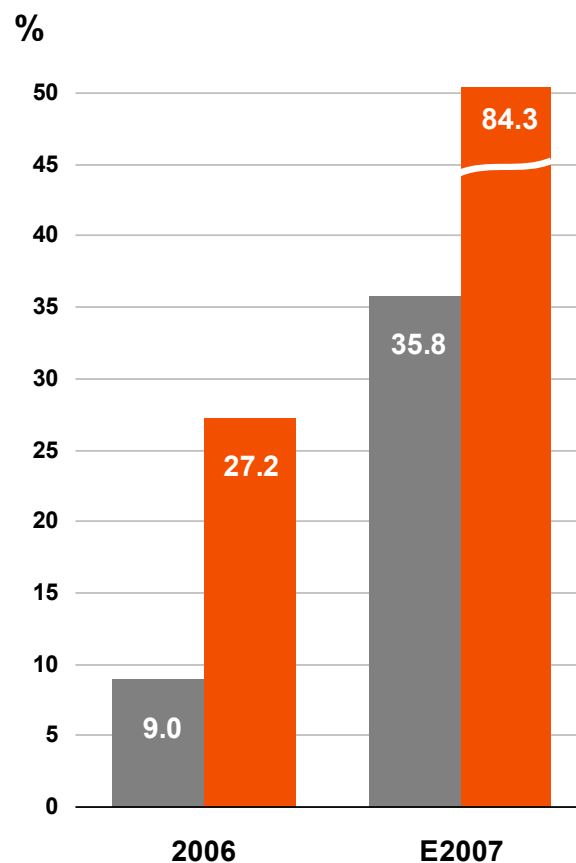
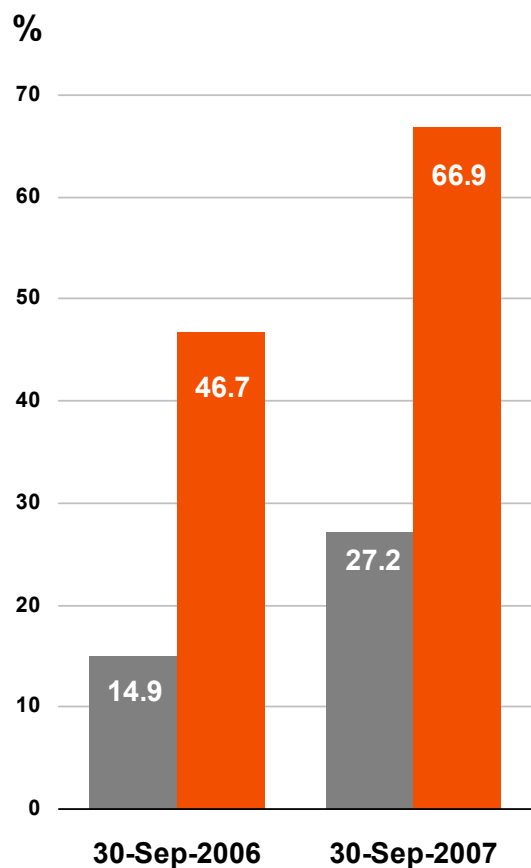
CZK bn



- One-shot change of estimate of unbilled electricity is another important factor increasing EBITDA



NET INDEBTNESS OF CEZ GROUP IS EXPECTED AT 84 % OF EBITDA AT THE YEAR END



Share buyback consumes cash of CEZ, a. s., and CEZ Group's global financing needs are being covered by external debt

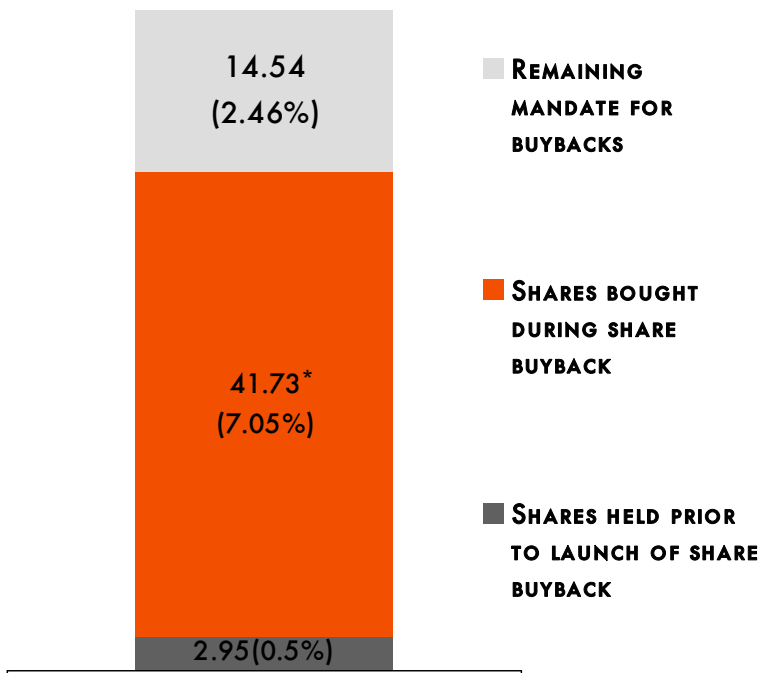
■ Net financial debt to equity

■ Net financial debt to EBITDA



SHARE BUYBACK CONTRIBUTES TO DECLINE IN WACC

Own shares held as of 12th Nov 2007 m pieces



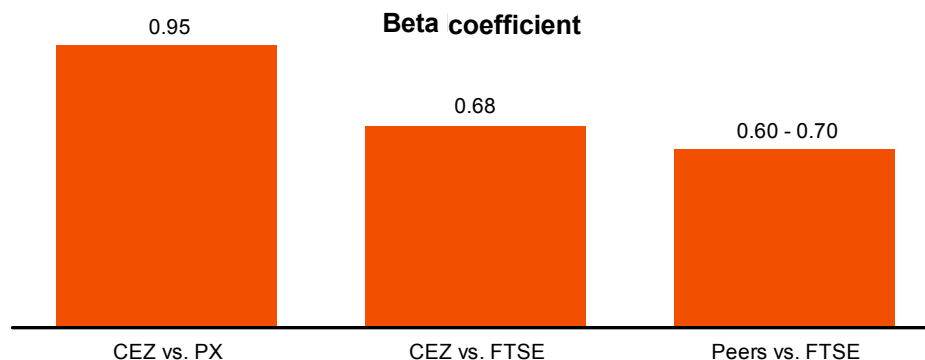
* shares traded

Cash used for share buyback from 30th Apr 07 until 12th Nov 07: **CZK 46.5 bn**

Increased indebtedness combined with use of Beta coefficient against world index (FTSE) would lead to significant reduction of average costs of capital (WACC) to **7.1%**.

	Current situation	Target situation
Beta (unlevered)	0.95	0.68
Beta (levered)	1.09	1.05
Tax rate	24%	19%
D/(D+E)	16%	40%
WACC	8.5%	7.1%

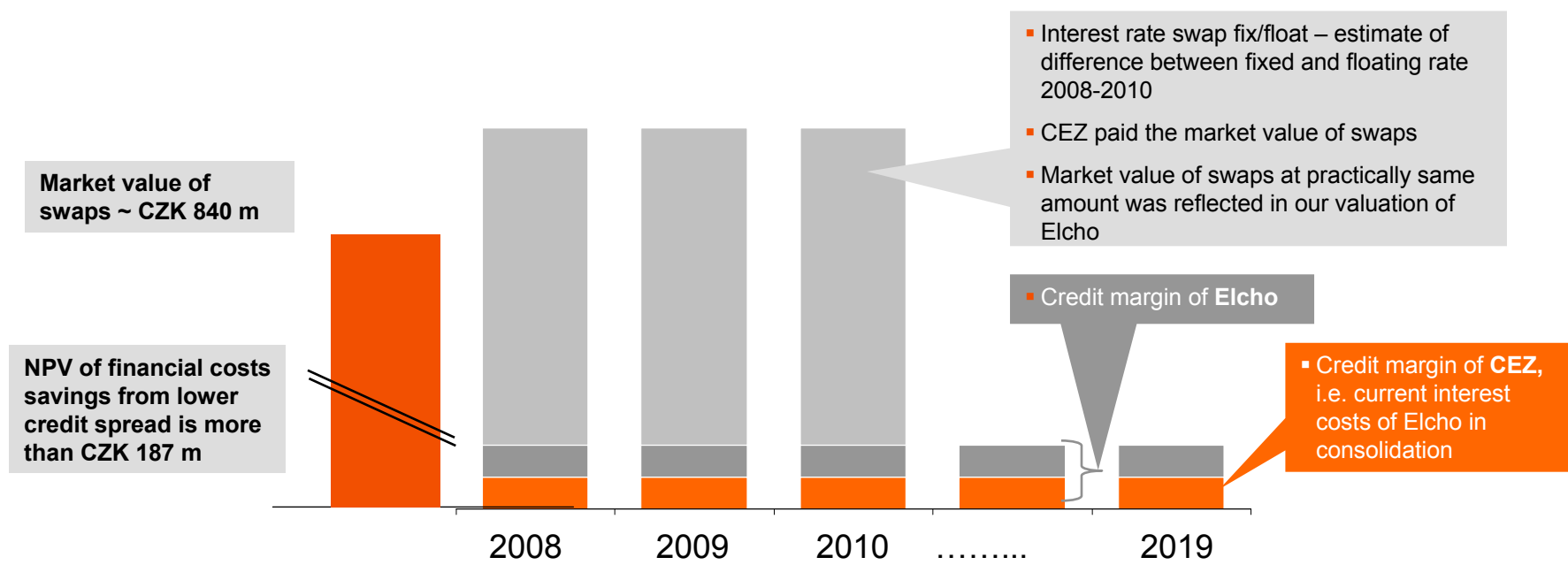
Other WACC calculation assumptions: risk free rate 4.5 %; market risk premium 4.5 %; cost of debt 4.85 %.





REFINANCING OF ELCHO SUBSIDIARY

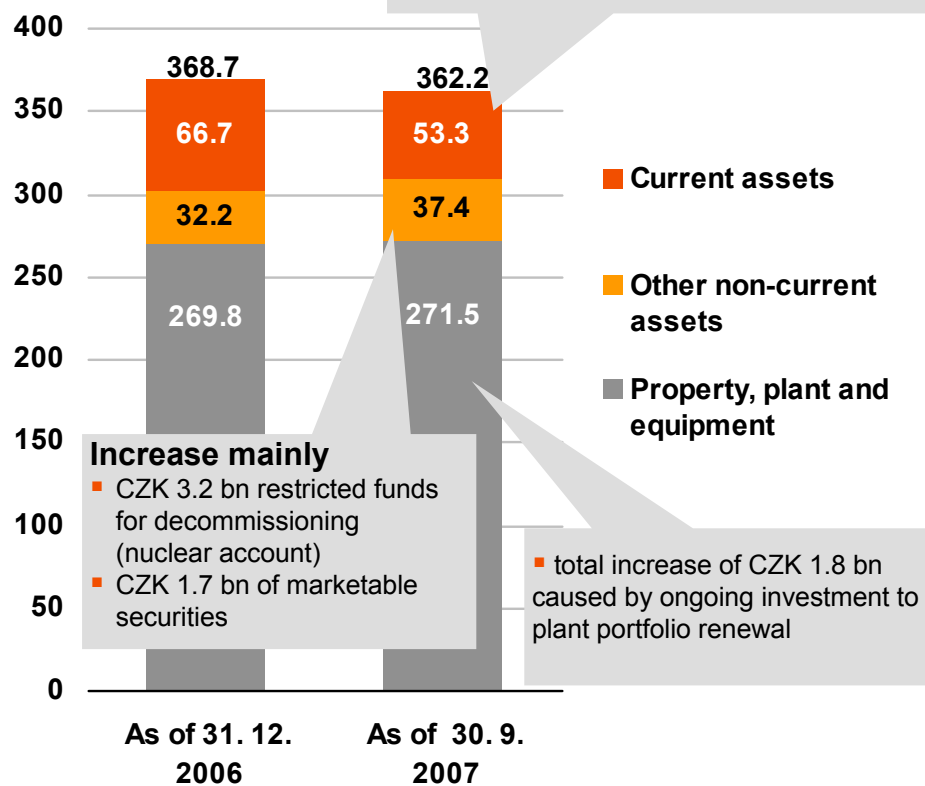
- Effective as of 31st October 2007, CEZ, a. s. refinanced its Polish subsidiary ELCHO in order to align its long term financing with CEZ Group's strategy
- Inclusion of ELCHO to group financing structure will bring ELCHO higher flexibility in connection with cancellation of long term power purchase agreements in Poland
- Refinancing of approximately EUR 200 m loan was realized from CEZ Group's from internal sources with significantly lower interest costs compared to original financing arrangement of ELCHO



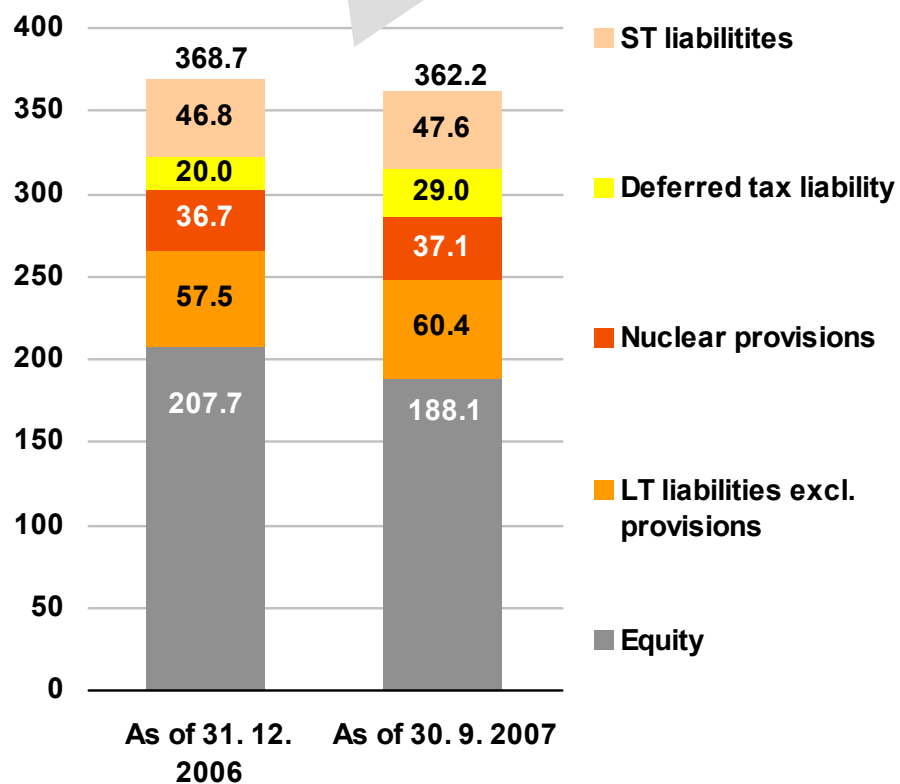


BALANCE SHEET

ASSETS CZK bn



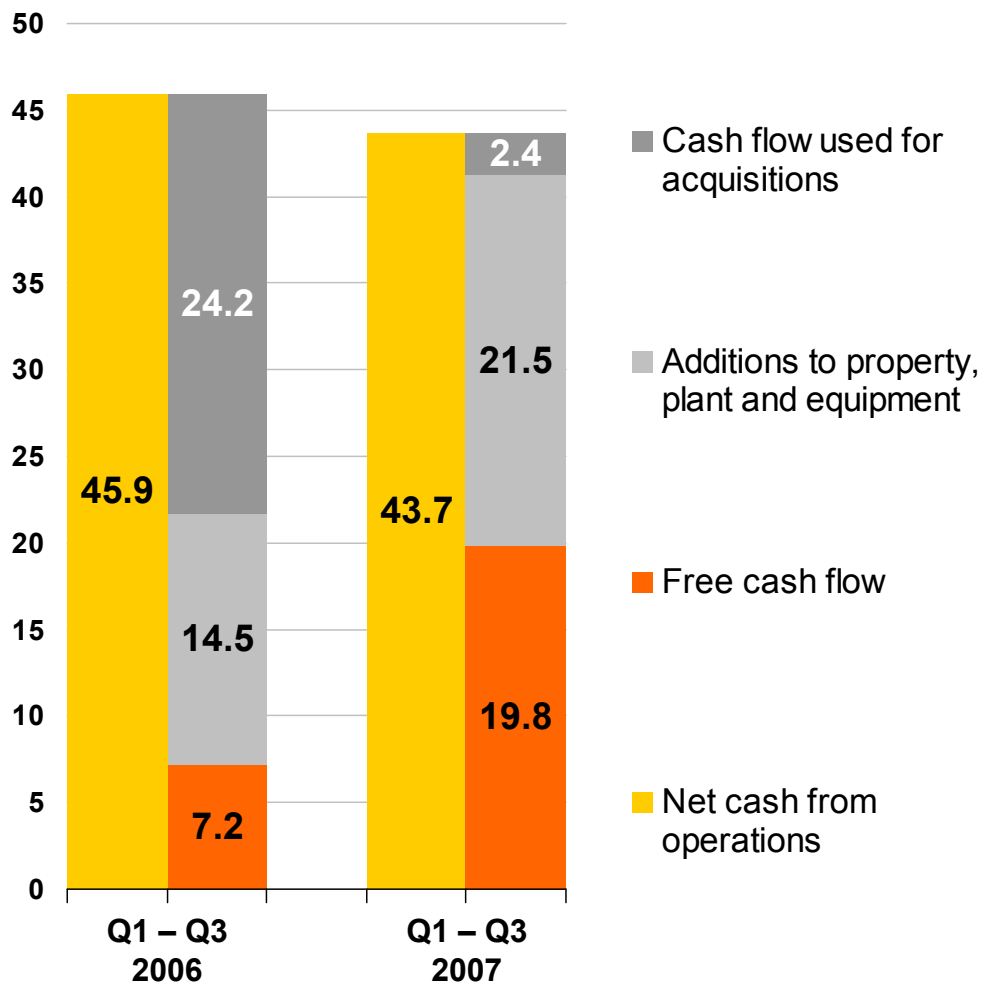
Equity and Liabilities CZK bn





CASH FLOW – SELECTED ITEMS

CZK bn



- Increase in free cash flow is caused by decrease in CF for acquisitions (in May 2006 purchase of Polish power plants, in October 2006 Varna was bought, stakes in Severočeské doly and in Severočeská energetika, a.s. increased)
- Decline in CF from operations acted in opposite direction. Income tax paid (increase of CZK 8.5 bn) outweighed the increase in operating profit (adjusted for non-cash items) (increase of CZK 5.8 bn)



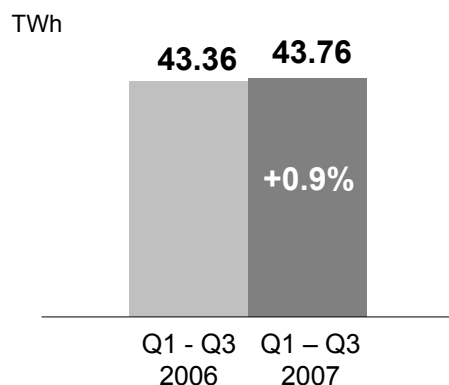
AGENDA

- **Financial results**
Petr Vobořil, CFO
- **Trading position of CEZ Group**
Alan Svoboda, Chief Sales Officer

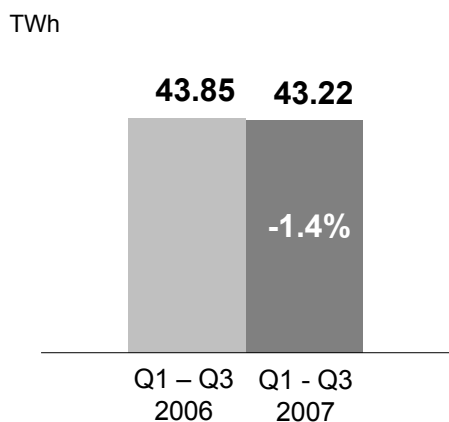


ELECTRICITY DEMAND IN Q3 2007 CONFIRMED ITS GROWING TREND, GENERATION VOLUME REMAINS AT RECORD HIGHTS

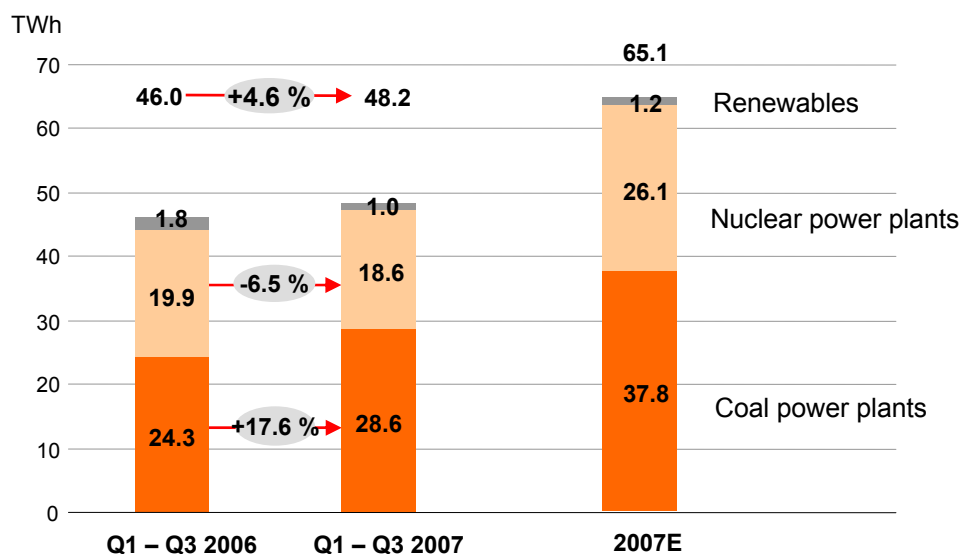
Consumption in CR (temperature adjusted)



Consumption in CR



Generation from CEZ, a. s. own sources (gross)

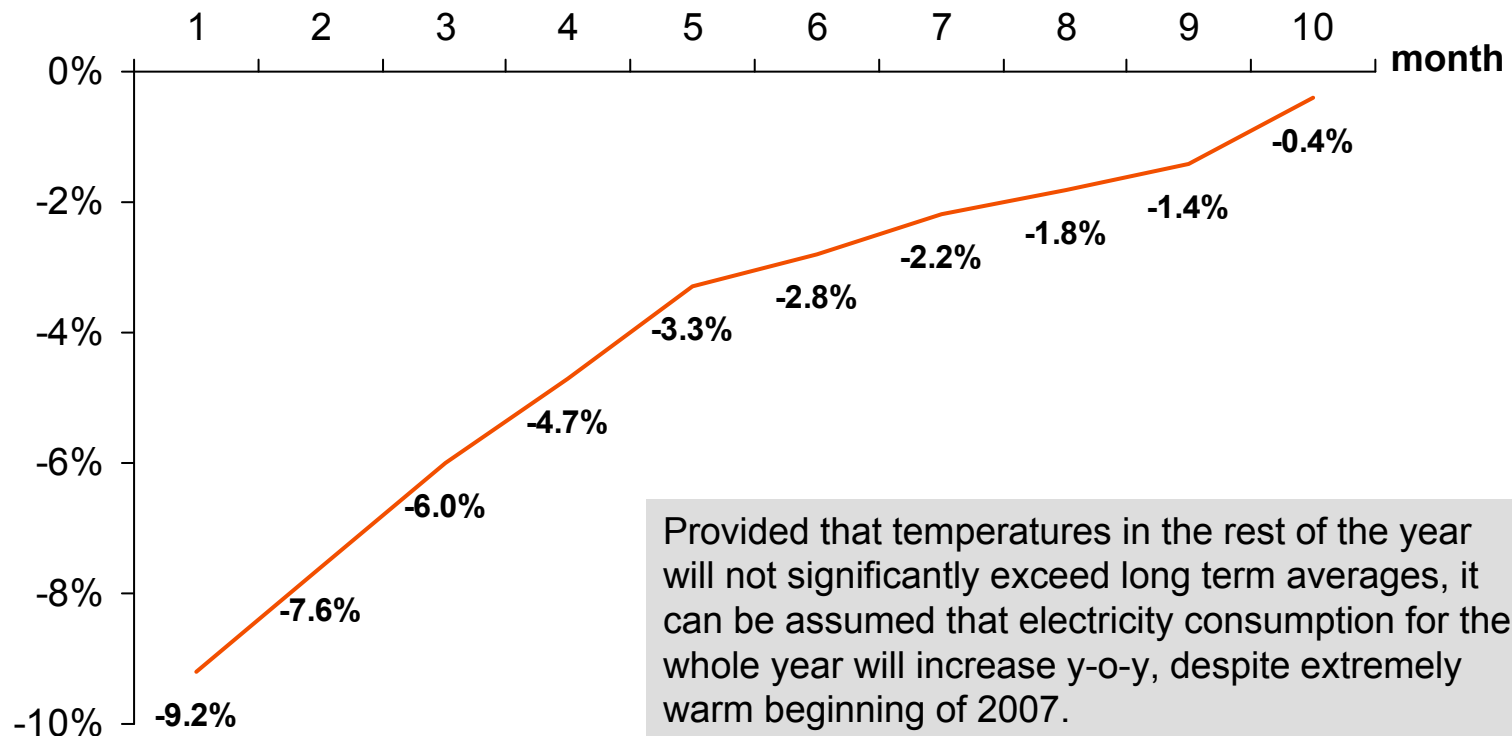


- In Q3 production in nuclear power plants exceeded last year's by 9.5 % and for the whole year it is expected to be at the same level as in 2006
- Demand recovery, which started in Q2, will likely fully compensate for the initial drop caused by warm winter
- Total expected generation in 2007 exceeds last year's record by 3.1 TWh



ALMOST 10 % DROP IN ELECTRICITY DEMAND IN JANUARY IS GRADUALLY VANISHING THROUGHOUT THE YEAR

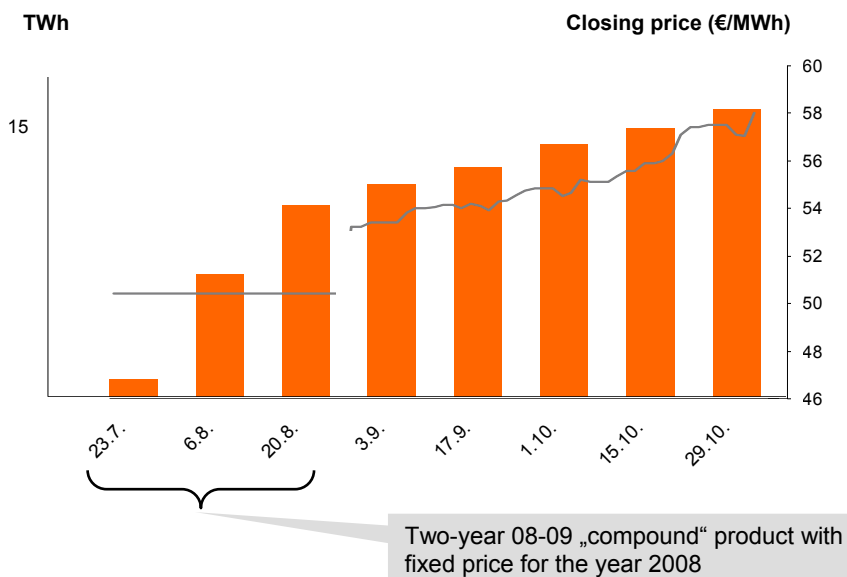
Monthly development of electricity demand (cumulative y-o-y comparison in %)





ELECTRICITY CONTRACTING FOR 2008 – ČEZ, A. S. SELLS AVAILABLE PRODUCTION THROUGH PRAGUE ENERGY EXCHANGE (PXE)

Cumulative volume of 2008 baseload sold by CEZ, a. s., since launch of trading on PXE

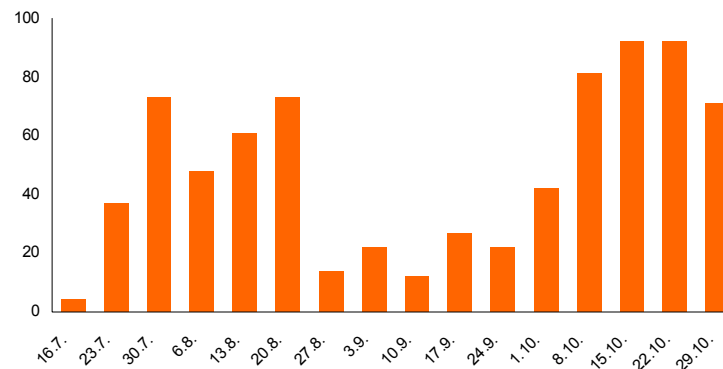


- CEZ, a. s., sold more than **15 TWh** of own production for 2008 on PXE and it continues with further contracting
- In the same period last year CEZ sold only 12.6 TWh

Liquidity development on PXE

- During trading of “compound” product liquidity was strong thanks to interest of suppliers, who deliver to final customers
- Since beginning of October liquidity is picking up thanks to growing number of traders and demand for seasonal products
- Currently 20 transactions per day are executed on average

Weekly number of trades executed on PXE



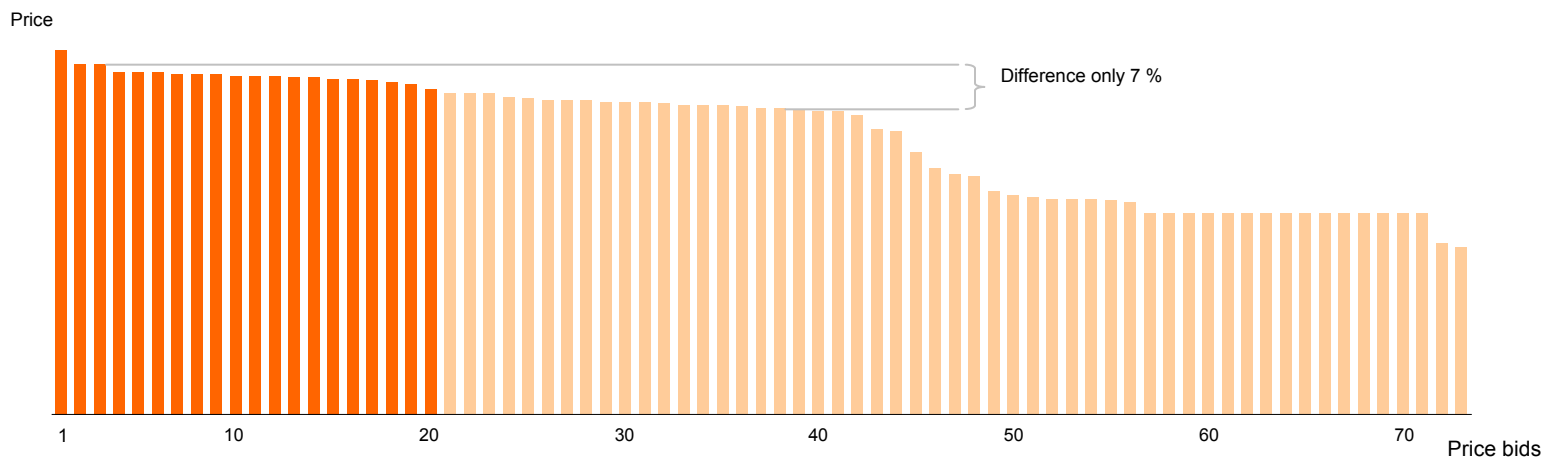


CEZ, A. S., HELPS TO LIBERIZE ELECTRICITY MARKET IN BULGARIA BY ACTIONING ELECTRICITY FROM VARNA POWER PLANT

Contracting of Bulgarian production for 2008

- CEZ, a. s., launched an auction for sales of 200 MW of baseload from coal power plant Varna, which was a breakthrough for Bulgarian electricity market
- Auction incited great interest, volume of bids exceeded supply by four times
- Prices of bids for more than double the available capacity were practically on the same level
- Electricity from Varna was sold to 5 well established electricity traders

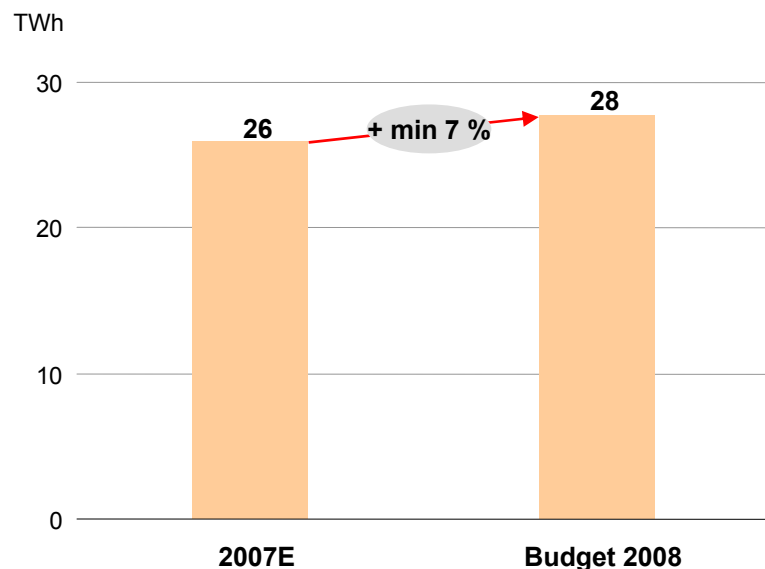
Electricity price of individual bids





IN 2008 CEZ, A. S., EXPECTS TO INCREASE PRODUCTION FROM NUCLEAR POWER PLANTS BY 7 % AND THUS TO LOWER EXPOSURE TO CO₂ ALLOWANCES

Generation in nuclear power plants of ČEZ, a. s. (gross)



Further increase in available capacity will be driven by following projects:

- Safely 15 TERA at Temelín by 2010
- 16 TERA at Dukovany by 2013

- Budget of CEZ, a. s., for 2008 assumes higher utilization of nuclear power plants by almost 2 TWh (+7 %) compared to 2007, which will enable savings of CO₂ allowances
- In 2007 nuclear production is influenced by longer forced shut down of 1st unit of Temelin to change part of the nuclear fuel and also by lower available capacity



JI/CDM PROGRAM OF CEZ GROUP – ANOTHER WAY OF ENVIRONMENTAL SUPPORT

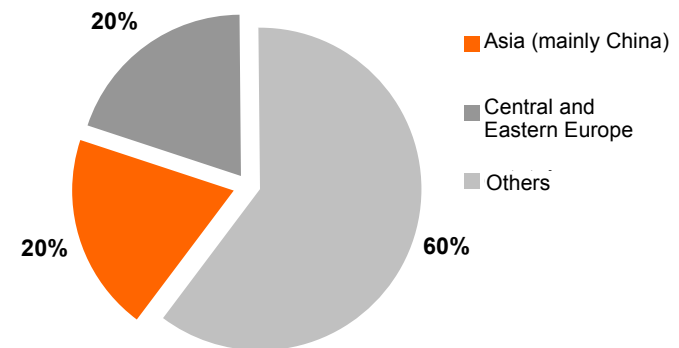
JI (Joint Implementation), CDM (Clean Development Mechanism) – mechanisms of Kyoto protocol, which enable investments into projects for reduction of green house gases and their import to ETS for utilization instead of CO₂ allowances

- Until 2012 CEZ Group can import to EU ETS approximately 21 m of CER credits from JI/CDM
- So far CEZ contracted more than 10 m of credits with deliveries in 2008-2012
 - Directly from CDM projects
 - **Example** : wind farm or project of biomass power plant in China
 - On secondary markets

Next steps in development of JI/CDM program of CEZ Group: direct investments into projects

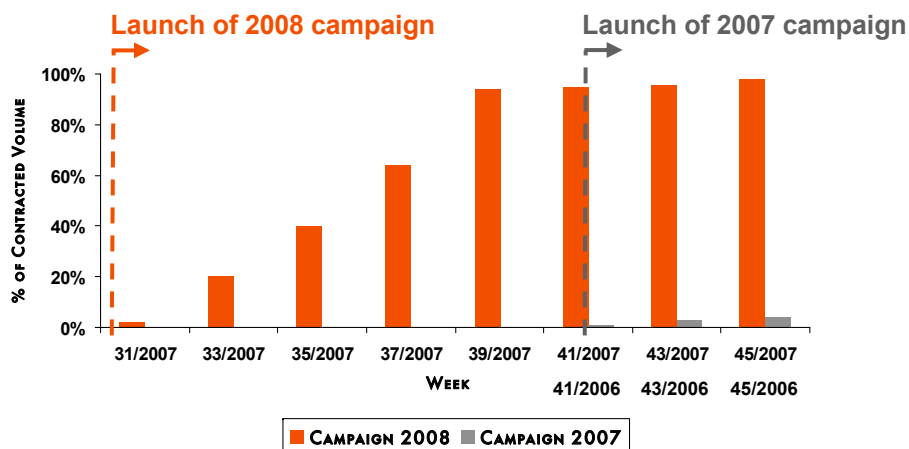
- To import at least 10 m of CER credits by 2012
- Current pipeline includes projects with volume > 15 m CO₂ credits
- Expected composition: > 70 % energy projects (renewable energy, fire damp, energy savings)

Expected geographical composition JI/CDM portfolio of direct investments





DYNAMICS OF THIS YEAR'S SALES CAMPAIGN EXCEEDED ALL PRECEDING ONES AND BROUGHT CONTINUOUS TRADING ALSO FOR YEARS 2009 +



- Sales campaign for 2008 was launched 10 weeks earlier compared to last year in consideration of start of trading on PXE
- Thanks to PXE, development of the campaign is notably more dynamic than in 2006 – currently 98% of expected volume is contracted

Customers with 1-year contract for 2008



Customers with 2-year contract for 2008 – 2009 (>30 %)

- During 2008 sales campaign CEZ is successfully offering multi-year contracts
- Currently more than 30% of contracted volume is signed as two year contracts for 2008 and 2009



ROADSHOW „FOCUS ON SAVINGS“, WHICH TEACHES HOW TO SAVE ENERGY, SUCCESSFULLY STEPPED INTO THE SECOND HALF



- Roadshow was attended by **82,000 visitors** in 16 towns of the Czech Republic
- Of which **20,170** actively participated in the accompanying show and received **Philips economy-bulb as a prize**





ROADSHOW „FOCUS ON SAVINGS“ VISITED 16 TOWNS IN THE CZECH REPUBLIC – 12 MORE ARE TO COME BY THE END OF NOVEMBER





CEZ, A. S., SUPPORTS TRANSPARENCY OF TRADING ENVIRONMENT AND CONTINUES TO FULFIL ITS COMMITMENT TO PUBLISH AVAILABILITY OF OWN POWER PLANTS

Updated plan of unavailability of CEZ, a. s. power plants in December 2007

			Month Week	December																														
				48		49							50							51							52							1
Power plant	Unit	MW	1	2	3	4	5	6	7	8	9	10	11	12	13	14	15	16	17	18	19	20	21	22	23	24	25	26	27	28	29	30	31	
Počerady	B 5	200																																
	B 6	200																																
Tušimice	B 21	200																																
	B 22	200																																
	B 23	200																																
	B 24	200																																
Chvaletice	B 1	200																																
	B 2	200																																
Dětmarovice	B 1	200																																
	B 2	200																																
	B 3	200																																
	B 4	200																																
Temelín	B 1	1020																																
	B 2	1020																																
Dukovany	B 4	456																																

Specific plans of availability can be found on www.cez.cz